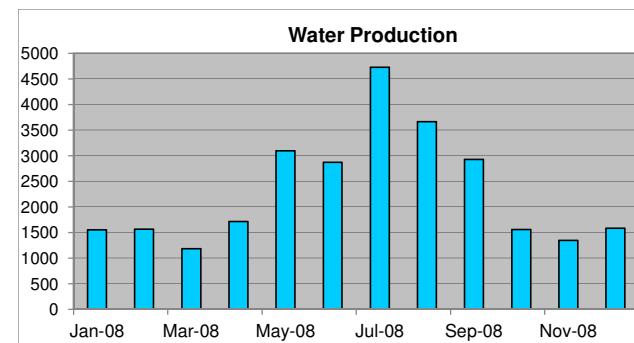
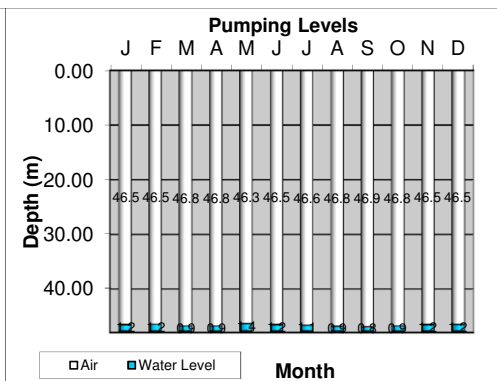
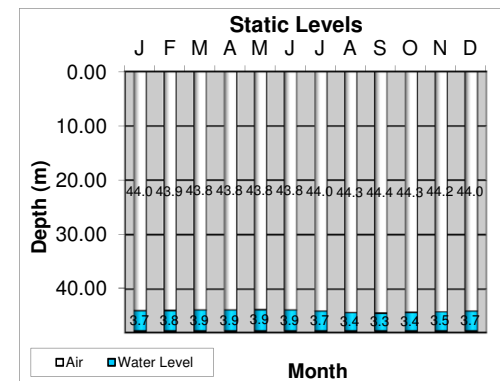




### Nanoose # 3 - Well Data - Depth 156.5 ft / 47.7 m

Water over pump

2008	Average Capacity (m <sup>3</sup> /min)	Discharge pressure (psi)	Static level (ft)	Static level (m)	Pumping level (ft)	Pumping Level (m)	Drawdown (m)	Meter reading (m <sup>3</sup> )	Monthly Consumption (m <sup>3</sup> )	Hour Meter	Total Hours	Level (m)	Level Low	Level Critical
Jan-08	0.184	28	144.3	43.98	152.7	46.54	2.56	74197	1552	6372.7	140.8	1.16	yes	no
Feb-08	0.182	26	144.1	43.92	152.4	46.45	2.53	75749	1562	6513.5	143	1.25	yes	no
Mar-08	0.159	28	143.8	43.83	153.5	46.79	2.96	77311	1184	6656.5	124.3	0.91	yes	yes
Apr-08	0.184	21	143.8	43.83	153.5	46.79	2.96	78495	1713	6780.8	154.9	0.91	yes	yes
May-08	0.187	22	143.7	43.80	152.0	46.33	2.53	80208	3096	6935.7	275.5	1.37	yes	no
Jun-08	0.178	24	143.8	43.83	152.7	46.54	2.71	83304	2868	7211.2	269.1	1.16	yes	no
Jul-08	0.179	20	144.5	44.04	153.0	46.63	2.59	86172	4725	7480.3	441	1.07	yes	no
Aug-08	0.173	26	145.4	44.32	153.6	46.82	2.50	90897	3666	7921.3	352.4	0.88	yes	yes
Sep-08	0.173	26	145.7	44.41	153.9	46.91	2.50	94563	2928	8273.7	282.1	0.79	yes	yes
Oct-08	0.158	26	145.3	44.29	153.5	46.79	2.50	97491	1559	8555.8	164.5	0.91	yes	yes
Nov-08	0.162	26	144.9	44.17	152.7	46.54	2.38	99050	1345	8720.3	138.2	1.16	yes	no
Dec-08	0.150	25	144.5	44.04	152.5	46.48	2.44	100395	1583	8858.5	175.9	1.22	yes	no
Jan-09	n/a	n/a	n/a	n/a	n/a	n/a	n/a	101978	n/a	9034.4	n/a	Well Depth (m)		47.7
Minimum	0.150	20	143.7	43.80	152.00	46.33	2.38	74,197.00	1,184.00	6,372.70	124.30			
Maximum	0.187	28	145.7	44.41	153.90	46.91	2.96	101,978.00	4,725.00	9,034.40	441.00			
Average	0.172	25	144.5	44.04	153.00	46.63	2.60	87,677.69	2,315.08	7,639.59	221.81			
Total									27,781.00		2,661.70			
Average Low Season ( Jan.-April & Nov.-Dec.)				43.96		46.60	* Calibrated logger June/07 - Offset .81 meters							
Average High Season (May-September)				44.11		46.67								



	Static Level		Pumping Level	
	Depth to Water (m)	Water Level (m)	Depth to Water (m)	Water Level (m)
J	43.98	3.72	46.54	1.16
F	43.92	3.78	46.45	1.25
M	43.83	3.87	46.79	0.91
A	43.83	3.87	46.79	0.91
M	43.80	3.90	46.33	1.37
J	43.83	3.87	46.54	1.16
J	44.04	3.66	46.63	1.07
A	44.32	3.38	46.82	0.88
S	44.41	3.29	46.91	0.79
O	44.29	3.41	46.79	0.91
N	44.17	3.53	46.54	1.16
D	44.04	3.66	46.48	1.22