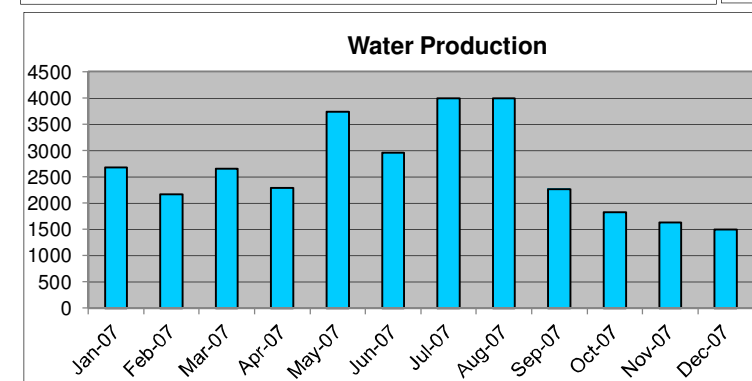
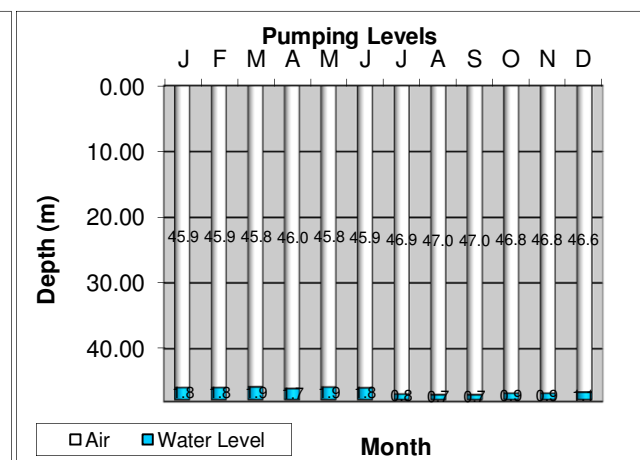
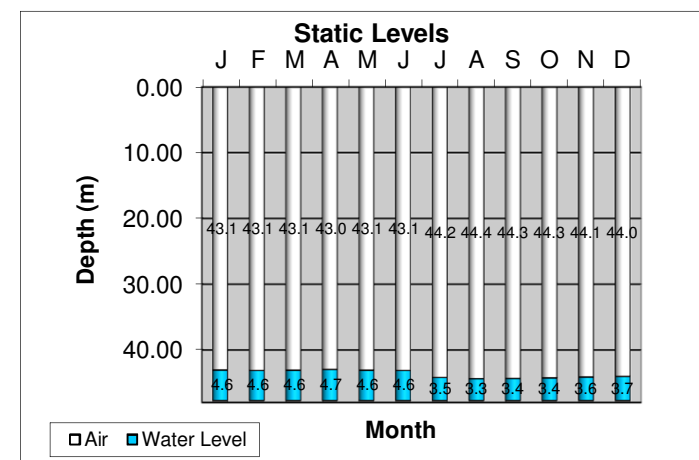




Nanoose # 3 - Well Data - Depth 156.5 ft / 47.7 m

Water over pump

2007	Average Capacity (m ³ /min)	Discharge pressure (psi)	Static level (ft)	Static level (m)	Pumping level (ft)	Pumping Level (m)	Drawdown (m)	Meter reading (m ³)	Monthly Consumption (m ³)	Hour Meter	Total Hours	Level (m)	Level Low	Level Critical	
Jan-07	0.216	25	141.3	43.07	150.5	45.87	2.80	42517	2673	3679.3	206.1	1.83	yes	no	
Feb-07	0.214	24	141.5	43.13	150.5	45.87	2.74	45190	2163	3885.4	168.1	1.83	yes	no	
Mar-07	0.214	22	141.4	43.10	150.2	45.78	2.68	47353	2655	4053.5	206.3	1.92	yes	no	
Apr-07	0.209	16	141.0	42.98	151.0	46.02	3.05	50008	2287	4259.8	182	1.68	yes	no	
May-07	0.203	26	141.4	43.10	150.3	45.81	2.71	52295	3740	4441.8	306.5	1.89	yes	no	
Jun-07	0.192	30	141.5	43.13	150.7	45.93	2.80	56035	2953	4748.3	256	1.77	yes	no	
Jul-07	0.190	30	145.0	44.20	153.8	46.88	2.68	58988	3998	5004.3	350.4	0.82	yes	yes	
Aug-07	0.187	28	145.6	44.38	154.1	46.97	2.59	62986	3999	5354.7	356.2	0.73	yes	yes	
Sep-07	0.178	24	145.5	44.35	154.1	46.97	2.62	66985	2259	5710.9	211.8	0.73	yes	yes	
Oct-07	0.182	28	145.2	44.26	153.4	46.76	2.50	69244	1822	5922.7	166.9	0.94	yes	yes	
Nov-07	0.185	28	144.8	44.14	153.4	46.76	2.62	71066	1633	6089.6	146.9	0.94	yes	yes	
Dec-07	0.183	24	144.5	44.04	152.8	46.57	2.53	72699	1498	6236.5	136.2	1.13	yes	no	
Jan-08	n/a	n/a	n/a	n/a	n/a	n/a	n/a	74197	n/a	6372.7	n/a	Well Depth (m)		47.7	
Minimum	0.178	16	141.0	42.98	150.20	45.78	2.50	42,517.00	1,498.00	3,679.30	136.20				
Maximum	0.216	30	145.6	44.38	154.10	46.97	3.05	74,197.00	3,999.00	6,372.70	356.20				
Average	0.196	25	143.2	43.65	152.07	46.35	2.69	59,197.15	2,640.00	5,058.42	224.45				
Total									31,680.00		2,693.40				
Average Low Season (Jan.-April & Nov.-Dec.)				43.41				46.15	* Calibrated logger June/07 - Offset .81 meters						
Average High Season (May-September)				43.90				46.55							



	Static Level		Pumping Level	
	Depth to Water (m)	Water Level (m)	Depth to Water (m)	Water Level (m)
J	43.07	4.63	45.87	1.83
F	43.13	4.57	45.87	1.83
M	43.10	4.60	45.78	1.92
A	42.98	4.72	46.02	1.68
M	43.10	4.60	45.81	1.89
J	43.13	4.57	45.93	1.77
J	44.20	3.50	46.88	0.82
A	44.38	3.32	46.97	0.73
S	44.35	3.35	46.97	0.73
O	44.26	3.44	46.76	0.94
N	44.14	3.56	46.76	0.94
D	44.04	3.66	46.57	1.13