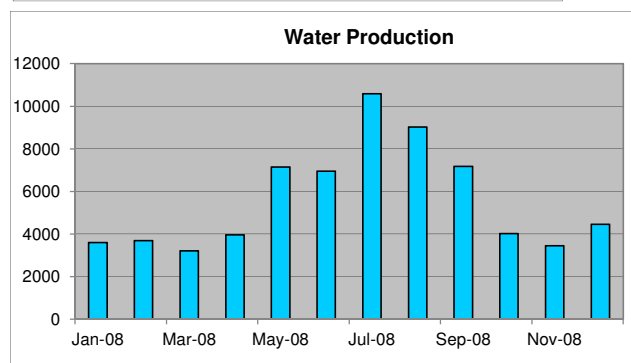
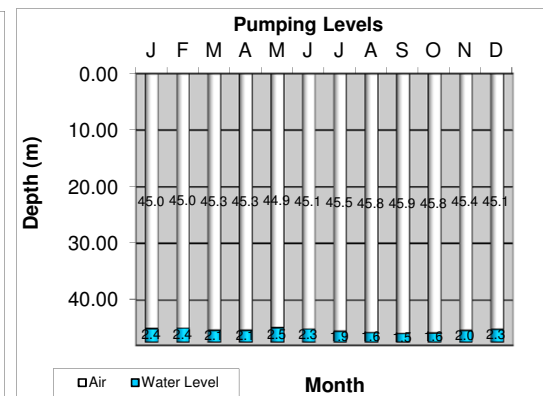
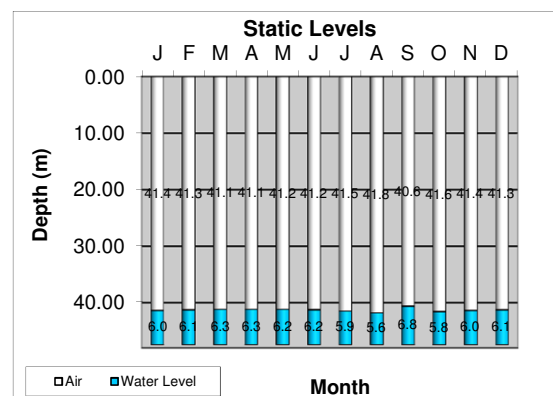




Nanosee # 2 - Well Data - Depth 155.5 ft / 47.4 m

Water over pump

2008	Average Capacity (m ³ /min)	Discharge pressure (psi)	Static level (ft)	Static level (m)	Pumping level (ft)	Pumping Level (m)	Drawdown (m)	Meter reading (m ³)	Monthly Consumption (m ³)	Hour Meter	Total Hours	Level (m)	Level Low	Level Critical
Jan-08	0.425	30	135.7	41.36	147.7	45.02	3.66	142157	3604	32376.6	141.3	2.38	no	no
Feb-08	0.428	30	135.4	41.27	147.5	44.96	3.69	145761	3683	32517.9	143.5	2.44	no	no
Mar-08	0.429	32	135.0	41.15	148.7	45.32	4.18	149444	3213	32661.4	124.7	2.08	no	no
Apr-08	0.425	28	135.0	41.15	148.7	45.32	4.18	152657	3962	32786.1	155.5	2.08	no	no
May-08	0.432	26	135.1	41.18	147.2	44.87	3.69	156619	7144	32941.6	275.8	2.53	no	no
Jun-08	0.430	30	135.3	41.24	148.0	45.11	3.87	163763	6951	33217.4	269.6	2.29	no	no
Jul-08	0.428	26	136.1	41.48	149.3	45.51	4.02	170714	10591	33487	412.7	1.89	yes	no
Aug-08	0.333	21	137.1	41.79	150.1	45.75	3.96	181305	9017	33899.7	450.9	1.65	yes	no
Sep-08	0.653	30	133.2	40.60	150.6	45.90	5.30	190322	7178	34350.6	183.1	1.50	yes	no
Oct-08	0.411	28	136.4	41.57	150.3	45.81	4.24	197500	4023	34533.7	163.1	1.59	yes	no
Nov-08	0.414	30	135.7	41.36	148.8	45.35	3.99	201523	3454	34696.8	139	2.05	no	no
Dec-08	0.425	30	135.4	41.27	148.1	45.14	3.87	204977	4459	34835.8	174.7	2.26	no	no
Jan-09	n/a	n/a	n/a	n/a	n/a	n/a	n/a	209436	n/a	35010.5	n/a		Well Depth (m)	47.4
Minimum	0.333	21	133.2	40.60	147.20	44.87	3.66	142,157.00	3,213.00	32,376.60	124.70			
Maximum	0.653	32	137.1	41.79	150.60	45.90	5.30	209,436.00	10,591.00	35,010.50	450.90			
Average	0.436	28	135.5	41.29	148.75	45.34	4.05	174,321.38	5,606.58	33,639.62	219.49			
Total									67,279.00		2,633.90			
Average Low Season (Jan.-April & Nov.-Dec.)				41.26		45.19	* Calibrated logger June/07 - Offset .941 meters							
Average High Season (May-September)				41.31		45.49	Pressure changed due to installation of VFD							



	Static Level		Pumping Level	
	Depth to Water (m)	Water Level (m)	Depth to Water (m)	Water Level (m)
J	41.36	6.04	45.02	2.38
F	41.27	6.13	44.96	2.44
M	41.15	6.25	45.32	2.08
A	41.15	6.25	45.32	2.08
M	41.18	6.22	44.87	2.53
J	41.24	6.16	45.11	2.29
J	41.48	5.92	45.51	1.89
A	41.79	5.61	45.75	1.65
S	40.60	6.80	45.90	1.50
O	41.57	5.83	45.81	1.59
N	41.36	6.04	45.35	2.05
D	41.27	6.13	45.14	2.26