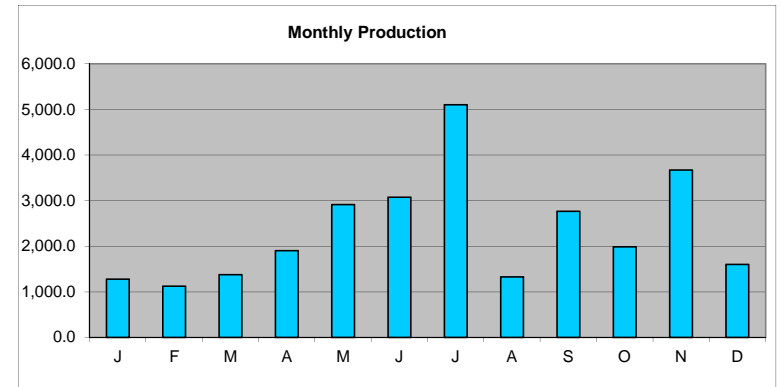
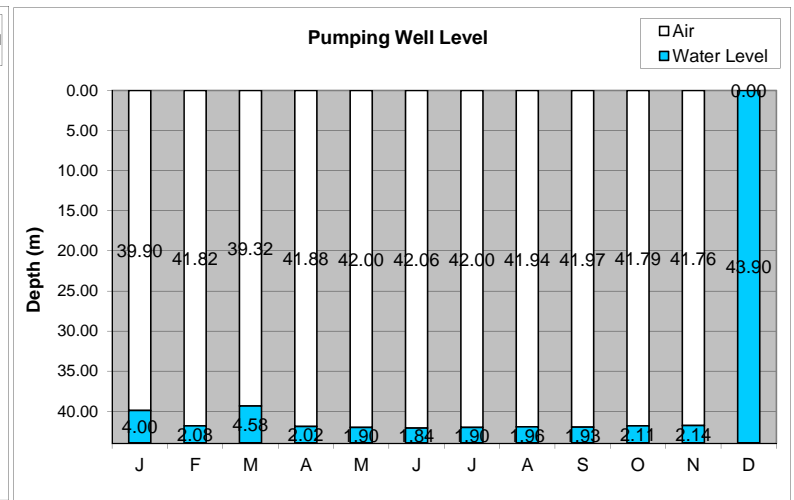
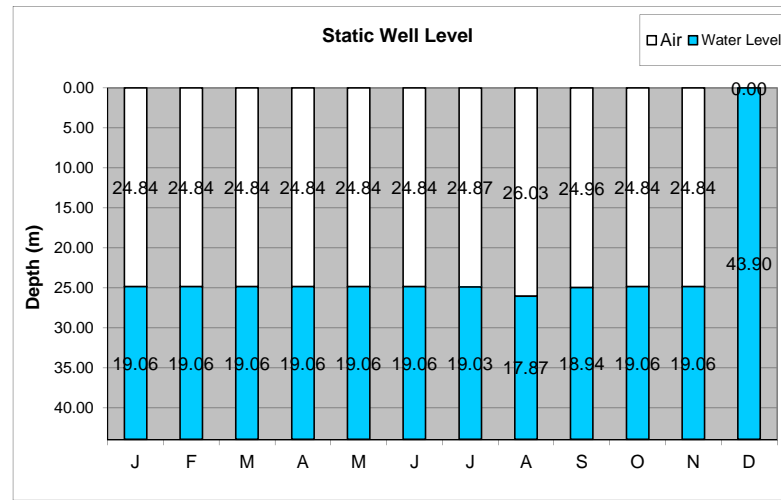


Madrona Well # 4 Data 2013

Well Depth 171 feet 52.1 meters
 Data logger Depth 144 feet 43.9 meters

	Average Capacity (m³/min)	Discharge pressure (psi)	Static level (ft)	Static level (m)	Pumping Level (ft)	Pumping Level (m)	Drawdown (m)	Meter Reading (m³)	Monthly Production (m³)	Hour Meter	Total Hours	Water Over Pump			
												Level (m)	Level Low	Level Critical	
Jan-13	0.131		81.50	24.84	130.90	39.90	15.06	29,120.09	1,279.1	71,099.6	162.3	4.00	NO	NO	
Feb-13	0.130		81.50	24.84	137.20	41.82	16.98	30,399.20	1126.1	71,261.9	144.7	2.08	NO	NO	
Mar-13	0.129		81.50	24.84	129.00	39.32	14.48	31,525.28	1374.7	71,406.6	177.8	4.58	NO	NO	
Apr-13	0.126		81.50	24.84	137.40	41.88	17.04	32,900.00	1904.9	71,584.4	251.3	2.02	NO	NO	
May-13	0.125		81.50	24.84	137.80	42.00	17.16	34,804.90	2914.1	71,835.7	389.6	1.90	YES	NO	
Jun-13	0.126		81.50	24.84	138.00	42.06	17.22	37,719.00	3071.0	72,225.3	406.4	1.84	YES	NO	
Jul-13	0.128		81.60	24.87	137.80	42.00	17.13	40,790.00	5105.9	72,631.7	664.0	1.90	YES	NO	
Aug-13	0.047		85.40	26.03	137.60	41.94	15.91	45,895.87	1325.9	73,295.7	467.6	1.96	YES	NO	
Sep-13	0.130		81.90	24.96	137.70	41.97	17.01	47,221.80	2767.4	73,763.3	354.8	1.93	YES	NO	
Oct-13	0.130		81.50	24.84	137.10	41.79	16.95	49,989.20	1989.8	74,118.1	255.1	2.11	NO	NO	
Nov-13	0.284		81.50	24.84	137.00	41.76	16.92	51,979.00	3668.3	74,373.2	215.2	2.14	NO	NO	
Dec-13	0.130			0.00		0.00	0.00	55,647.30	1598.2	74,588.4	204.9	43.90	NO	NO	
Jan-14								57,245.50		74,793.3					
Minimum	0.05	0.00	81.50	0.00	129.00	0.00	0.00		1126.08		144.7				
Maximum	0.2841	0.00	85.40	26.03	138.00	42.06	17.22		5105.87		664.0				
Average	0.134698	#DIV/0!	81.90	24.96	136.14	41.49	16.53		2343.78		307.8				
TOTAL									28125.41		3693.70				



Month	Static Level		Pumping Level	
	Depth to Water (m)	Water Level (m)	Depth to Water (m)	Water Level (m)
J	24.84	19.06	39.90	4.00
F	24.84	19.06	41.82	2.08
M	24.84	19.06	39.32	4.58
A	24.84	19.06	41.88	2.02
M	24.84	19.06	42.00	1.90
J	24.84	19.06	42.06	1.84
J	24.87	19.03	42.00	1.90
A	26.03	17.87	41.94	1.96
S	24.96	18.94	41.97	1.93
O	24.84	19.06	41.79	2.11
N	24.84	19.06	41.76	2.14
D	0.00	43.90	0.00	43.90