



### Madrona Well # 4 Data 2011

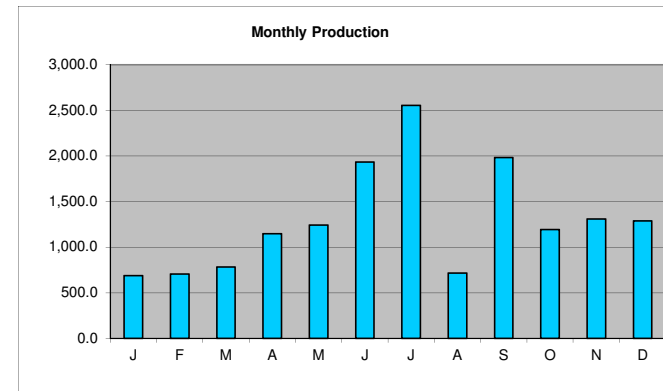
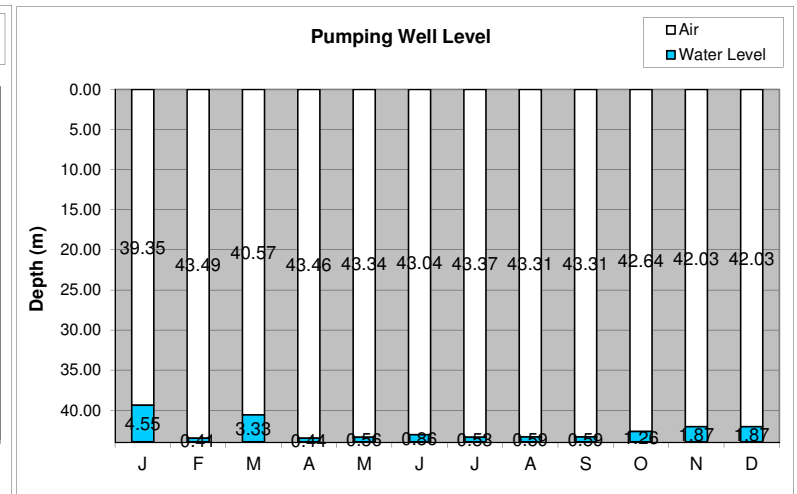
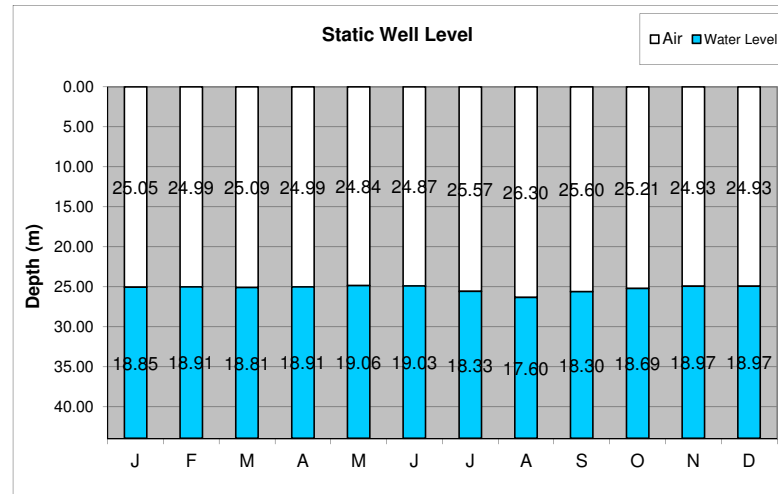
Well Depth 171 feet 52.1 meters  
 Data logger Depth 144 feet 43.9 meters



New Meter Installed 11/10/07. September Production calculated with average capacity.

	Average Capacity (m³/min)	Discharge pressure (psi)	Static level (ft)	Static level (m)	Pumping Level (ft)	Pumping Level (m)	Drawdown (m)	Meter Reading (m³)	Monthly Production (m³)	Hour Meter	Total Hours	Water Over Pump			
												Level (m)	Level Low	Level Critical	
Jan-11	0.095		82.20	25.05	129.10	39.35	14.30	35,132.00	687.6	64,313.1	120.2	4.55	NO	NO	
Feb-11	0.102		82.00	24.99	142.70	43.49	18.50	35,819.60	705.9	64,433.3	115.0	0.41	YES	YES	
Mar-11	0.098		82.30	25.09	133.10	40.57	15.48	36,525.50	781.2	64,548.3	132.4	3.33	NO	NO	
Apr-11	0.094		82.00	24.99	142.60	43.46	18.47	37,306.70	1,147.3	64,680.7	204.4	0.44	YES	YES	
May-11	0.091		81.50	24.84	142.20	43.34	18.50	38,454.00	1,243.1	64,885.1	227.0	0.56	YES	YES	
Jun-11	0.092		81.60	24.87	141.20	43.04	18.17	39,697.10	1,932.1	65,112.1	351.1	0.86	YES	YES	
Jul-11	0.079		83.90	25.57	142.30	43.37	17.80	41,629.20	2,554.9	65,463.2	538.7	0.53	YES	YES	
Aug-11	0.022		86.30	26.30	142.10	43.31	17.01	44,184.10	715.8	66,001.9	538.2	0.59	YES	YES	
Sep-11	0.084		84.00	25.60	142.10	43.31	17.71	44,899.90	1,984.2	66,540.1	393.7	0.59	YES	YES	
Oct-11	0.086		82.70	25.21	139.90	42.64	17.43	46,884.10	1,195.0	66,933.8	230.6	1.26	YES	NO	
Nov-11	0.115		81.80	24.93	137.90	42.03	17.10	1,195.00	1,310.8	67,164.4	190.0	1.87	YES	NO	
Dec-11	0.116		81.80	24.93	137.90	42.03	17.10	2,505.79	1,286.8	67,354.4	185.0	1.87	YES	NO	
Jan-12								3,792.60		67,539.4					
Minimum	0.02	0.00	81.50	24.84	129.10	39.35	14.30		687.60		115.0				
Maximum	0.115929	0.00	86.30	26.30	142.70	43.49	18.50		2554.90		538.7				
Average	0.084	#DIV/0!	82.68	25.20	139.43	42.50	17.30		1295.39		268.9				
TOTAL									15544.70		3226.30				

Data logger Depth 43.9



Month	Static Level		Pumping Level	
	Depth to Water (m)	Water Level (m)	Depth to Water (m)	Water Level (m)
J	25.05	18.85	39.35	4.55
F	24.99	18.91	43.49	0.41
M	25.09	18.81	40.57	3.33
A	24.99	18.91	43.46	0.44
M	24.84	19.06	43.34	0.56
J	24.87	19.03	43.04	0.86
J	25.57	18.33	43.37	0.53
A	26.30	17.60	43.31	0.59
S	25.60	18.30	43.31	0.59
O	25.21	18.69	42.64	1.26
N	24.93	18.97	42.03	1.87
D	24.93	18.97	42.03	1.87