

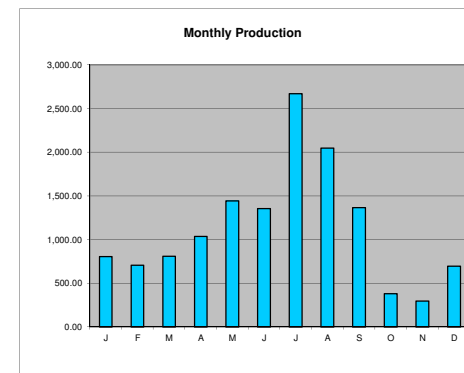
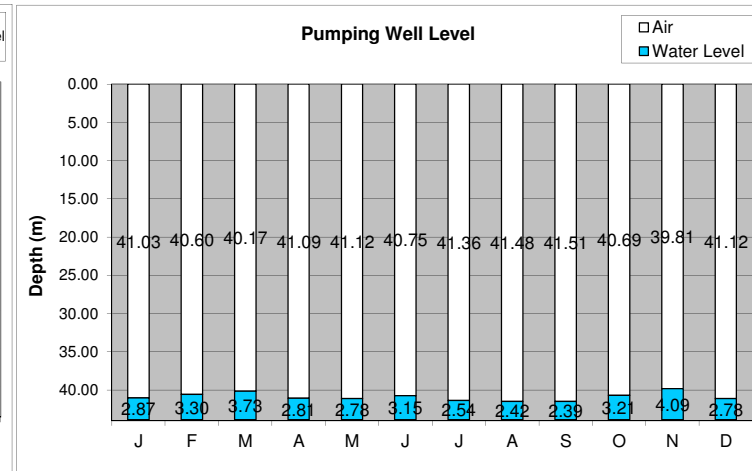
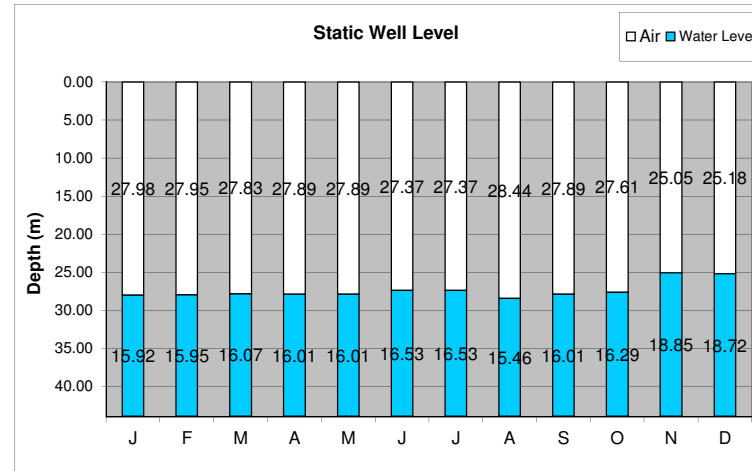


Madrona Well # 4 Data 2010

Well Depth 171 feet 52.1 meters
 Data logger Depth 144 feet 43.9 meters



	Average Capacity (m³/min)	Discharge pressure (psi)	Static level (ft)	Static level (m)	Pumping Level (ft)	Pumping Level (m)	Drawdown (m)	Meter Reading (m³)	Monthly Production (m³)	Hour Meter	Total Hours	Water Over Pump			
												Level (m)	Level Low	Level Critical	
Jan-10	0.074	28	91.80	27.98	134.60	41.03	13.05	21,527.30	804.90	61,198.7	181.1	2.87	NO	NO	
Feb-10	0.075	28	91.70	27.95	133.20	40.60	12.65	22,332.20	707.40	61,379.8	158.1	3.30	NO	NO	
Mar-10	0.071	26	91.30	27.83	131.80	40.17	12.34	23,039.60	810.40	61,537.9	189.5	3.73	NO	NO	
Apr-10	0.076	26	91.50	27.89	134.80	41.09	13.20	23,850.00	1,034.50	61,727.4	227.9	2.81	NO	NO	
May-10	0.072	27	91.50	27.89	134.90	41.12	13.23	24,884.50	1,442.30	61,955.3	335.2	2.78	NO	NO	
Jun-10	0.072	28	89.80	27.37	133.70	40.75	13.38	26,326.80	1,356.10	62,290.5	313.5	3.15	NO	NO	
Jul-10	0.070	28	89.80	27.37	135.70	41.36	13.99	27,682.90	2,668.60	62,604.0	639.2	2.54	NO	NO	
Aug-10	0.070	28	93.30	28.44	136.10	41.48	13.05	30,351.50	2,047.60	63,243.2	488.4	2.42	NO	NO	
Sep-10	0.071	28	91.50	27.89	136.20	41.51	13.62	32,399.10	1,363.90	63,731.6	319.3	2.39	NO	NO	
Oct-10	0.071	OFF	90.60	27.61	133.50	40.69	13.08	33,763.00	379.50	64,050.9	89.3	3.21	NO	NO	
Nov-10	0.090	28	82.20	25.05	130.60	39.81	14.75	34,142.50	295.60	64,140.2	54.6	4.09	NO	NO	
Dec-10	0.098		82.60	25.18	134.90	41.12	15.94	34,438.10	693.90	64,194.8	118.3	2.78	NO	NO	
Jan-11								35132		64313.1					Data logger Depth 43.9
Minimum	0.07	26.00	82.20	25.05	130.60	39.81	12.34		295.60		54.6				
Maximum	0.09776	28.00	93.30	28.44	136.20	41.51	15.94		2668.60		639.2				
Average	0.07574	27.50	89.80	27.37	134.17	40.89	13.52		1133.73		259.5				
TOTAL									13604.70		3114.40				



Month	Static Level		Pumping Level	
	Depth to Water (m)	Water Level (m)	Depth to Water (m)	Water Level (m)
J	27.98	15.92	41.03	2.87
F	27.95	15.95	40.60	3.30
M	27.83	16.07	40.17	3.73
A	27.89	16.01	41.09	2.81
M	27.89	16.01	41.12	2.78
J	27.37	16.53	40.75	3.15
J	27.37	16.53	41.36	2.54
A	28.44	15.46	41.48	2.42
S	27.89	16.01	41.51	2.39
O	27.61	16.29	40.69	3.21
N	25.05	18.85	39.81	4.09
D	25.18	18.72	41.12	2.78