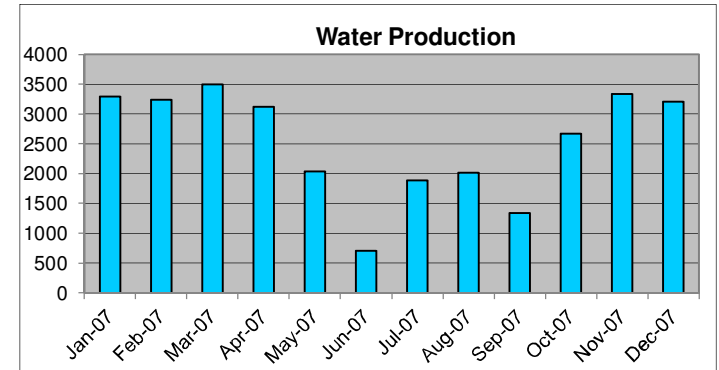
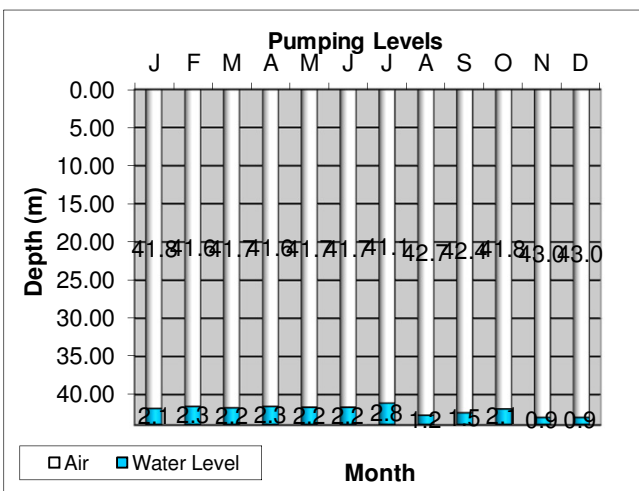
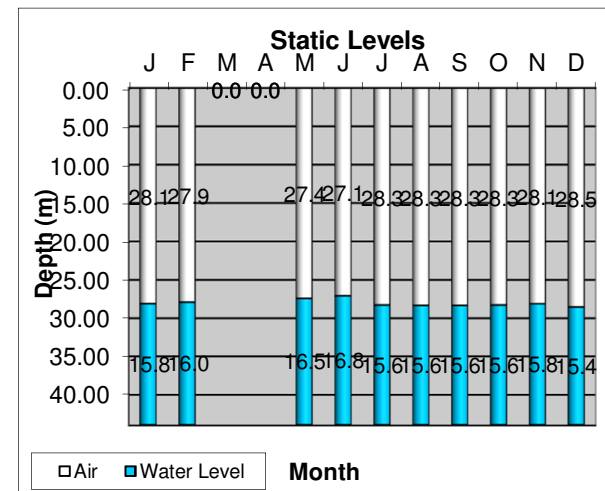




Madrona # 4 - Well Data - Depth 144 ft / 43.9 m

Water over pump

2007	Average Capacity (m ³ /min)	Discharge pressure (psi)	Static level (ft)	Static level (m)	Pumping level (ft)	Pumping Level (m)	Drawdown (m)	Meter reading (m ³)	Monthly Consumption (m ³)	Hour Meter	Total Hours	Level (m)	Level Low	Level Critical
Jan-07	0.080	22	92.2	28.10	137.2	41.82	13.72	55181	3290.7	46487.6	686.4	2.08	no	no
Feb-07	0.078	22	91.6	27.92	136.4	41.57	13.66	58471.7	3241.5	47174	694.2	2.33	no	no
Mar-07	0.076	21	n/a	#VALUE!	136.9	41.73	#VALUE!	61713.2	3500.7	47868.2	769.4	2.17	no	no
Apr-07	0.075	22	n/a	#VALUE!	136.4	41.57	#VALUE!	65213.9	3123	48637.6	694.3	2.33	no	no
May-07	0.076	22	90.0	27.43	136.7	41.67	14.23	68336.9	2039.7	49331.9	448.1	2.23	no	no
Jun-07	0.085	21	88.9	27.10	136.7	41.67	14.57	70376.6	707.1	49780	139.1	2.23	no	no
Jul-07	0.082	21	92.8	28.29	134.9	41.12	12.83	71083.7	1884.3	49919.1	382.1	2.78	no	no
Aug-07	0.082	20	93.0	28.35	140.1	42.70	14.36	72968	2015.1	50301.2	412	1.20	yes	no
Sep-07	0.082	20	92.9	28.32	139.1	42.40	14.08	74983.1	1341.5	50713.2	271.9	1.50	yes	no
Oct-07	0.079	22	92.8	28.29	137.3	41.85	13.56	76324.6	2673.2	50985.1	561.4	2.05	no	no
Nov-07	0.078	21	92.3	28.13	141.0	42.98	14.84	78997.8	3342.1	51546.5	715.8	0.92	yes	yes
Dec-07	0.074	20	93.6	28.53	141.0	42.98	14.45	82339.9	3203.1	52262.3	720.5	0.92	yes	yes
Jan-08	n/a	n/a	n/a	n/a	n/a	n/a	n/a	85543	n/a	52982.8	n/a	Well Depth (m)		43.9
Minimum	0.074	20	88.9	#VALUE!	134.90	41.12	#VALUE!	55,181.00	707.10	46,487.60	139.10			
Maximum	0.085	22	93.6	#VALUE!	141.00	42.98	#VALUE!	85,543.00	3,500.70	52,982.80	769.40			
Average	0.079	21	92.0	#VALUE!	137.81	42.00	#VALUE!	70,887.18	2,530.17	49,845.35	541.27			
Total									30,362.00		6,495.20			
Average Low Season (Jan.-April & Nov.-Dec.)				28.17		42.11	* Calibrated logger June/07 - Offset .94 meters * #DIV/0! or #VALUE! = insufficient data to complete formula							
Average High Season (May-September)				27.96	41.90									



	Static Level		Pumping Level	
	Depth to Water (m)	Water Level (m)	Depth to Water (m)	Water Level (m)
J	28.10	15.80	41.82	2.08
F	27.92	15.98	41.57	2.33
M	#VALUE!	#VALUE!	41.73	2.17
A	#VALUE!	#VALUE!	41.57	2.33
M	27.43	16.47	41.67	2.23
J	27.10	16.80	41.67	2.23
J	28.29	15.61	41.12	2.78
A	28.35	15.55	42.70	1.20
S	28.32	15.58	42.40	1.50
O	28.29	15.61	41.85	2.05
N	28.13	15.77	42.98	0.92
D	28.53	15.37	42.98	0.92