



Fairwinds Well # 3 Data 2011

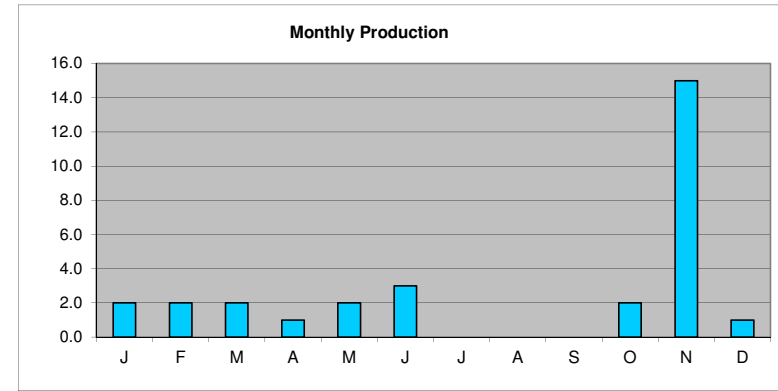
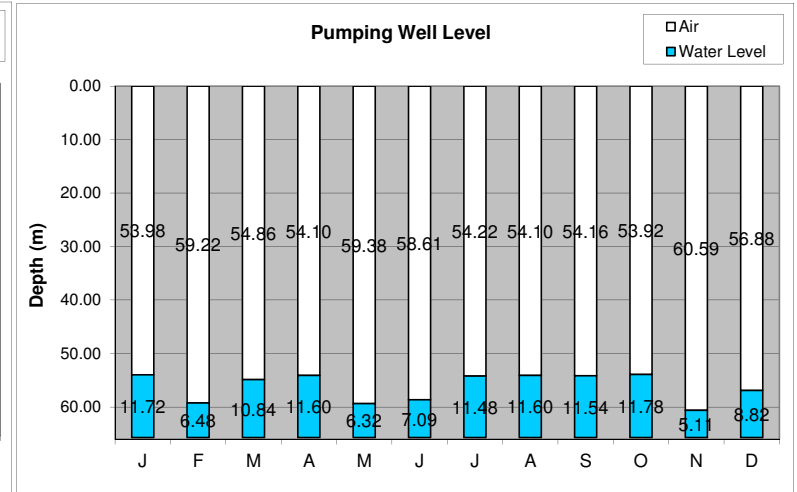
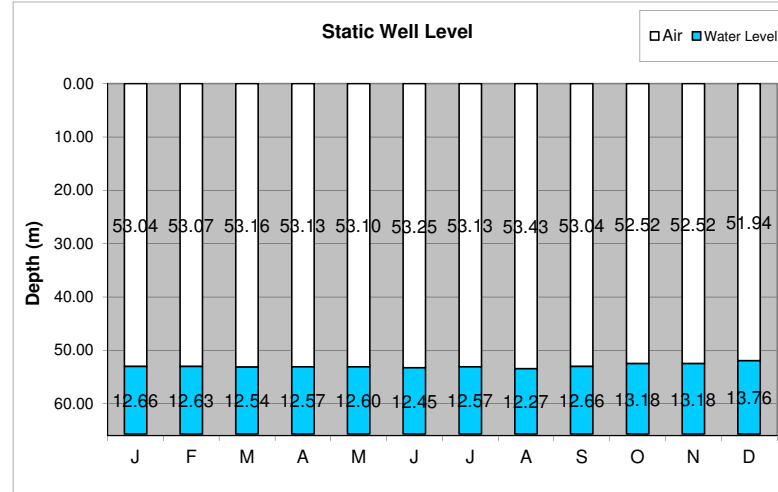
Well Depth 236.48 feet 72.08 meters
 Data logger Depth 215.70 feet 65.7 meters



THIS WELL IS OFF. Pumping levels caused by well interference.

	Average Capacity (m³/min)	Discharge pressure (psi)	Static level (m)		Pumping Level (m)		Drawdown (m)	Meter Reading (m³)	Monthly Production (m³)	Hour Meter	Total Hours	Water Over Pump		
			Static level (ft)	Static level (m)	Pumping Level (ft)	Pumping Level (m)						Level (m)	Level Low	Level Critical
Jan-11	0.333		174.00	53.04	177.10	53.98	0.94	181,948.00	2.0	2,438.3	0.1	11.72	NO	NO
Feb-11	0.167		174.10	53.07	194.30	59.22	6.16	181,950.00	2.0	2,438.4	0.2	6.48	NO	NO
Mar-11	0.167		174.40	53.16	180.00	54.86	1.71	181,952.00	2.0	2,438.6	0.2	10.84	NO	NO
Apr-11	0.167		174.30	53.13	177.50	54.10	0.98	181,954.00	1.0	2,438.8	0.1	11.60	NO	NO
May-11	0.167		174.20	53.10	194.80	59.38	6.28	181,955.00	2.0	2,438.9	0.2	6.32	NO	NO
Jun-11	0.167		174.70	53.25	192.30	58.61	5.36	181,957.00	3.0	2,439.1	0.3	7.09	NO	NO
Jul-11	#DIV/0!		174.30	53.13	177.90	54.22	1.10	181,960.00	0.0	2,439.4	0.0	11.48	NO	NO
Aug-11	#DIV/0!		175.30	53.43	177.50	54.10	0.67	181,960.00	0.0	2,439.4	0.0	11.60	NO	NO
Sep-11	#DIV/0!		174.00	53.04	177.70	54.16	1.13	181,960.00	0.0	2,439.4	0.0	11.54	NO	NO
Oct-11	0.167		172.30	52.52	176.90	53.92	1.40	181,960.00	2.0	2,439.4	0.2	11.78	NO	NO
Nov-11	0.179		172.30	52.52	198.80	60.59	8.08	181,962.00	15.0	2,439.6	1.4	5.11	NO	NO
Dec-11	0.083		170.40	51.94	186.60	56.88	4.94	181,977.00	1.0	2,441.0	0.2	8.82	NO	NO
Jan-12								181,978.00		2,441.2				
Minimum	#DIV/0!	0.00	170.40	51.94	176.90	53.92	0.67		0.00		0.0			
Maximum	#DIV/0!	0.00	175.30	53.43	198.80	60.59	8.08		15.00		1.4			
Average	#DIV/0!	#DIV/0!	173.69	52.94	184.28	56.17	3.23		2.50		0.2			
TOTAL									30.00		2.90			

Data logger Depth 65.7



Month	Static Level		Pumping Level	
	Depth to Water (m)	Water Level (m)	Depth to Water (m)	Water Level (m)
J	53.04	12.66	53.98	11.72
F	53.07	12.63	59.22	6.48
M	53.16	12.54	54.86	10.84
A	53.13	12.57	54.10	11.60
M	53.10	12.60	59.38	6.32
J	53.25	12.45	58.61	7.09
J	53.13	12.57	54.22	11.48
A	53.43	12.27	54.10	11.60
S	53.04	12.66	54.16	11.54
O	52.52	13.18	53.92	11.78
N	52.52	13.18	60.59	5.11
D	51.94	13.76	56.88	8.82