



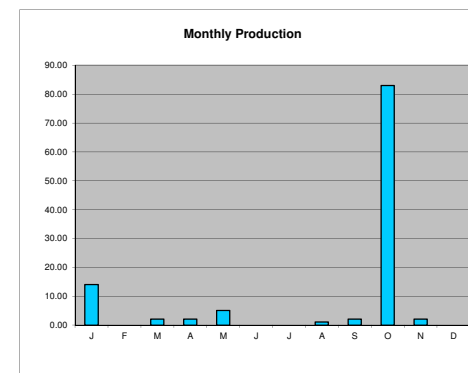
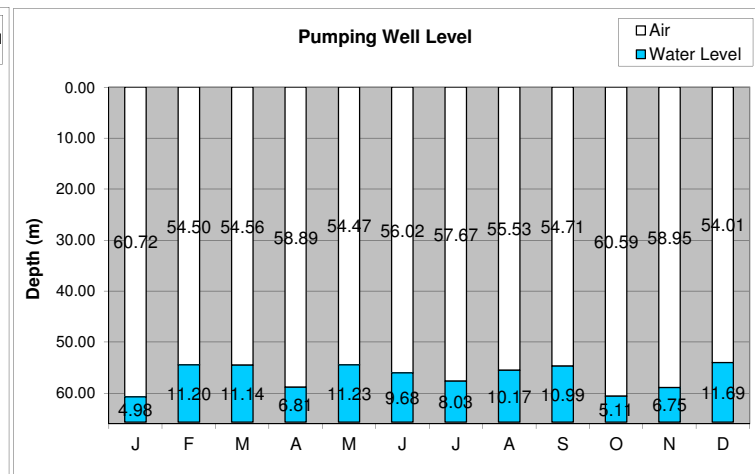
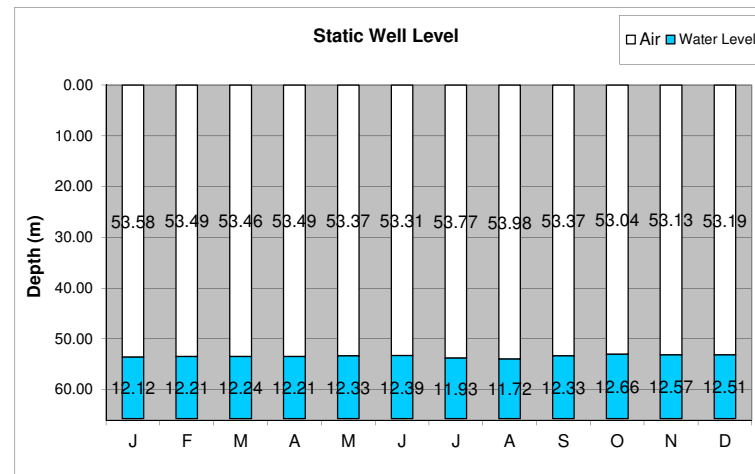
Fairwinds Well # 3 Data 2010

Well Depth 236.48 feet 72.08 meters
 Data logger Depth 215.70 feet 65.7 meters
 68.38



THIS WELL IS OFF. Pumping levels caused by well interference.

	Average Capacity (m³/min)	Discharge pressure (psi)	Static level (ft)	Static level (m)	Pumping Level (ft)	Pumping Level (m)	Drawdown (m)	Meter Reading (m³)	Monthly Production (m³)	Hour Meter	Total Hours	Water Over Pump			
												Level (m)	Level Low	Level Critical	
Jan-10	0.194	OFF	175.80	53.58	199.20	60.72	7.13	181,837.00	14.00	2,427.2	1.2	4.98	NO	NO	
Feb-10	#DIV/0!	OFF	175.50	53.49	178.80	54.50	1.01	181,851.00	0.00	2,428.4	0.0	11.20	NO	NO	
Mar-10	0.167	OFF	175.40	53.46	179.00	54.56	1.10	181,851.00	2.00	2,428.4	0.2	11.14	NO	NO	
Apr-10	0.167	OFF	175.50	53.49	193.20	58.89	5.39	181,853.00	2.00	2,428.6	0.2	6.81	NO	NO	
May-10	0.208	OFF	175.10	53.37	178.70	54.47	1.10	181,855.00	5.00	2,428.8	0.4	11.23	NO	NO	
Jun-10	0.000	OFF	174.90	53.31	183.80	56.02	2.71	181,860.00	0.00	2,429.2	0.1	9.68	NO	NO	
Jul-10	#DIV/0!	OFF	176.40	53.77	189.20	57.67	3.90	181,860.00	0.00	2,429.3	0.0	8.03	NO	NO	
Aug-10	#DIV/0!	OFF	177.10	53.98	182.20	55.53	1.55	181,860.00	1.00	2,429.3	0.0	10.17	NO	NO	
Sep-10	0.167	OFF	175.10	53.37	179.50	54.71	1.34	181,861.00	2.00	2,429.3	0.2	10.99	NO	NO	
Oct-10	0.159	OFF	174.00	53.04	198.80	60.59	7.56	181,863.00	83.00	2,429.5	8.7	5.11	NO	NO	
Nov-10	#DIV/0!	OFF	174.30	53.13	193.40	58.95	5.82	181,946.00	2.00	2,438.2	0.0	6.75	NO	NO	
Dec-10	0.000	OFF	174.50	53.19	177.20	54.01	0.82	181,948.00	0.00	2,438.2	0.1	11.69	NO	NO	
Jan-11								181,948.00		2,438.3		Data logger Depth	65.7		
Minimum	#DIV/0!	0.00	174.00	53.04	177.20	54.01	0.82		0.00		0.0				
Maximum	#DIV/0!	0.00	177.10	53.98	199.20	60.72	7.56		83.00		8.7				
Average	#DIV/0!	#DIV/0!	175.30	53.43	186.08	56.72	3.29		9.25		0.9				
TOTAL									111.00		11.10				



Month	Static Level		Pumping Level	
	Depth to Water (m)	Water Level (m)	Depth to Water (m)	Water Level (m)
J	53.58	12.12	60.72	4.98
F	53.49	12.21	54.50	11.20
M	53.46	12.24	54.56	11.14
A	53.49	12.21	58.89	6.81
M	53.37	12.33	54.47	11.23
J	53.31	12.39	56.02	9.68
J	53.77	11.93	57.67	8.03
A	53.98	11.72	55.53	10.17
S	53.37	12.33	54.71	10.99
O	53.04	12.66	60.59	5.11
N	53.13	12.57	58.95	6.75
D	53.19	12.51	54.01	11.69