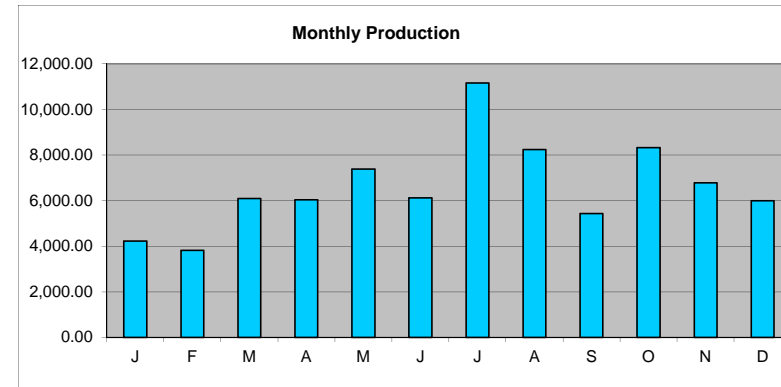
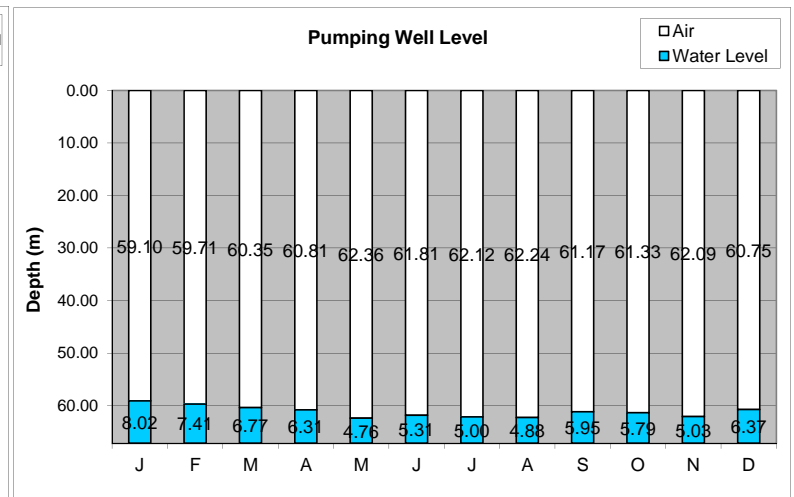
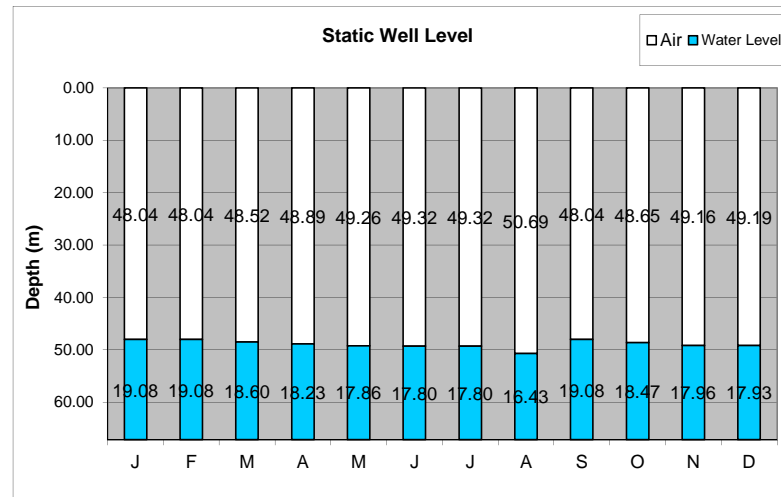


Fairwinds Well # 2 Data 2013

Pump Intake 223.24 feet 68.04 meters
 Data logger Depth 220.20 feet 67.12 meters



	Average Capacity (m³/min)	Discharge pressure (psi)	Static level (ft)	Static level (m)	Pumping Level (ft)	Pumping Level (m)	Drawdown (m)	Meter Reading (m³)	Monthly Production (m³)	Hour Meter	Total Hours	Water Over Pump			
												Level (m)	Level Low	Level Critical	
Jan-13	0.308		157.60	48.04	193.90	59.10	11.06	11,890.30	4,228.59	20,030.4	228.9	8.02	NO	NO	
Feb-13	0.303		157.60	48.04	195.90	59.71	11.67	16,118.89	3,816.46	20,259.3	209.7	7.41	NO	NO	
Mar-13	0.301		159.20	48.52	198.00	60.35	11.83	19,935.35	6,095.70	20,469.0	337.5	6.77	NO	NO	
Apr-13	0.298		160.40	48.89	199.50	60.81	11.92	26,031.05	6,037.95	20,806.5	337.5	6.31	NO	NO	
May-13	0.299		161.60	49.26	204.60	62.36	13.11	32,069.00	7,387.34	21,144.0	412.0	4.76	NO	NO	
Jun-13	0.300		161.80	49.32	202.80	61.81	12.50	39,456.34	6,114.46	21,556.0	340.0	5.31	NO	NO	
Jul-13	0.297		161.80	49.32	203.80	62.12	12.80	45,570.80	11,160.62	21,896.0	626.0	5.00	NO	NO	
Aug-13	0.298		166.30	50.69	204.20	62.24	11.55	56,731.42	8,236.61	22,522.0	461.0	4.88	NO	NO	
Sep-13	-0.180		157.60	48.04	200.70	61.17	13.14	64,968.00	5,427.26	22,983.0	-502.0	5.95	NO	NO	
Oct-13	0.307		159.60	48.65	201.20	61.33	12.68	70,395.29	8,325.91	22,481.0	452.0	5.79	NO	NO	
Nov-13	0.308		161.30	49.16	203.70	62.09	12.92	78,721.20	6,773.90	22,933.0	366.0	5.03	NO	NO	
Dec-13	0.306		161.40	49.19	199.30	60.75	11.55	85,495.10	5,998.82	23,299.0	327.0	6.37	NO	NO	
Jan-14								91,493.92		23,626.0					
Minimum	-0.18	0.00	157.60	48.04	193.90	59.10	11.06		3816.46		-502.0				
Maximum	0.308465	0.00	166.30	50.69	204.60	62.36	13.14		11160.62		626.0				
Average	0.262078	#DIV/0!	160.52	48.93	200.63	61.15	12.23		6633.64		299.6				
TOTAL									79603.62		3595.60				



Month	Static Level		Pumping Level	
	Depth to Water (m)	Water Level (m)	Depth to Water (m)	Water Level (m)
J	48.04	19.08	59.10	8.02
F	48.04	19.08	59.71	7.41
M	48.52	18.60	60.35	6.77
A	48.89	18.23	60.81	6.31
M	49.26	17.86	62.36	4.76
J	49.32	17.80	61.81	5.31
J	49.32	17.80	62.12	5.00
A	50.69	16.43	62.24	4.88
S	48.04	19.08	61.17	5.95
O	48.65	18.47	61.33	5.79
N	49.16	17.96	62.09	5.03
D	49.19	17.93	60.75	6.37