



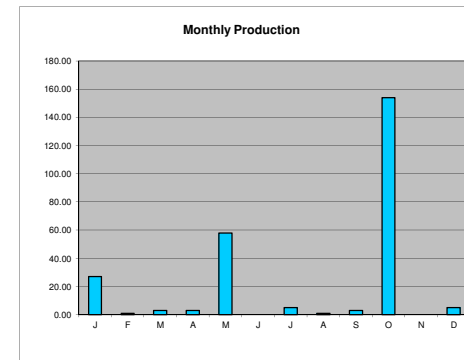
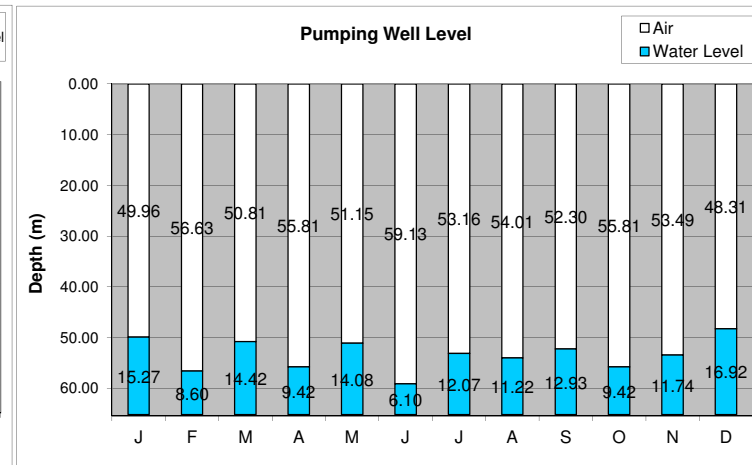
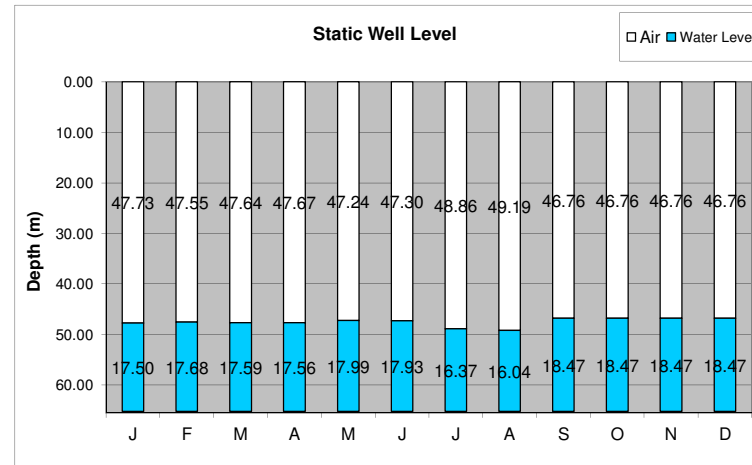
### Fairwinds Well # 2 Data 2010

Well Depth 216.00 feet 65.84 meters  
 Data logger Depth 214.00 feet 65.23 meters



THIS WELL IS OFF. Pumping levels caused by well interference.

	Average Capacity (m³/min)	Discharge pressure (psi)	Static level (ft)	Static level (m)	Pumping Level (ft)	Pumping Level (m)	Drawdown (m)	Meter Reading (m³)	Monthly Production (m³)	Hour Meter	Total Hours	Water Over Pump			
												Level (m)	Level Low	Level Critical	
Jan-10	0.300	OFF	156.60	47.73	163.90	49.96	2.23	641,811.00	27.00	45,923.6	1.5	15.27	NO	NO	
Feb-10	#DIV/0!	OFF	156.00	47.55	185.80	56.63	9.08	641,838.00	1.00	45,925.1	0.0	8.60	NO	NO	
Mar-10	0.250	OFF	156.30	47.64	166.70	50.81	3.17	641,839.00	3.00	45,925.1	0.2	14.42	NO	NO	
Apr-10	0.500	OFF	156.40	47.67	183.10	55.81	8.14	641,842.00	3.00	45,925.3	0.1	9.42	NO	NO	
May-10	0.312	OFF	155.00	47.24	167.80	51.15	3.90	641,845.00	58.00	45,925.4	3.1	14.08	NO	NO	
Jun-10	0.000	OFF	155.20	47.30	194.00	59.13	11.83	641,903.00	0.00	45,928.5	0.3	6.10	NO	NO	
Jul-10	#DIV/0!	OFF	160.30	48.86	174.40	53.16	4.30	641,903.00	5.00	45,928.8	0.0	12.07	NO	NO	
Aug-10	0.167	OFF	161.40	49.19	177.20	54.01	4.82	641,908.00	1.00	45,928.8	0.1	11.22	NO	NO	
Sep-10	#DIV/0!	OFF	153.40	46.76	171.60	52.30	5.55	641,909.00	3.00	45,928.9	0.0	12.93	NO	NO	
Oct-10	0.302	OFF	153.40	46.76	183.10	55.81	9.05	641,912.00	154.00	45,928.9	8.5	9.42	NO	NO	
Nov-10	0.000	OFF	153.40	46.76	175.50	53.49	6.74	642,066.00	0.00	8.5	0.2	11.74	NO	NO	
Dec-10	#DIV/0!	OFF	153.40	46.76	158.50	48.31	1.55	642,066.00	5.00	8.7	0.0	16.92	NO	NO	
Jan-11								642,071.00		8.7		Data logger Depth	65.23		
Minimum	#DIV/0!	0.00	153.40	46.76	158.50	48.31	1.55		0.00		0.0				
Maximum	#DIV/0!	0.00	161.40	49.19	194.00	59.13	11.83		154.00		8.5				
Average	#DIV/0!	#DIV/0!	155.90	47.52	175.13	53.38	5.86		21.67		1.2				
TOTAL									260.00		14.00				



Month	Static Level		Pumping Level	
	Depth to Water (m)	Water Level (m)	Depth to Water (m)	Water Level (m)
J	47.73	17.50	49.96	15.27
F	47.55	17.68	56.63	8.60
M	47.64	17.59	50.81	14.42
A	47.67	17.56	55.81	9.42
M	47.24	17.99	51.15	14.08
J	47.30	17.93	59.13	6.10
J	48.86	16.37	53.16	12.07
A	49.19	16.04	54.01	11.22
S	46.76	18.47	52.30	12.93
O	46.76	18.47	55.81	9.42
N	46.76	18.47	53.49	11.74
D	46.76	18.47	48.31	16.92