

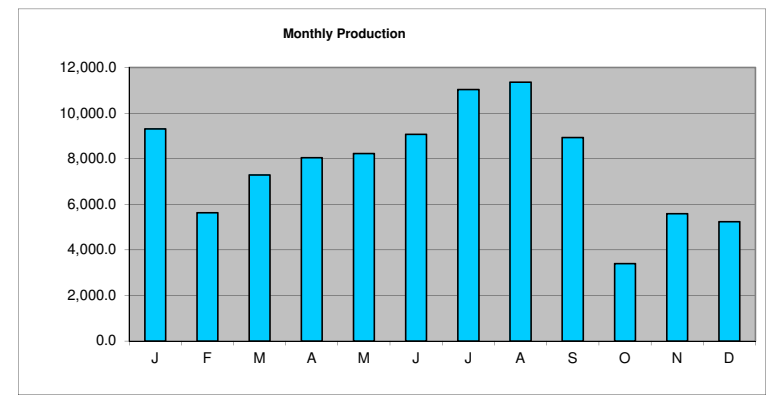
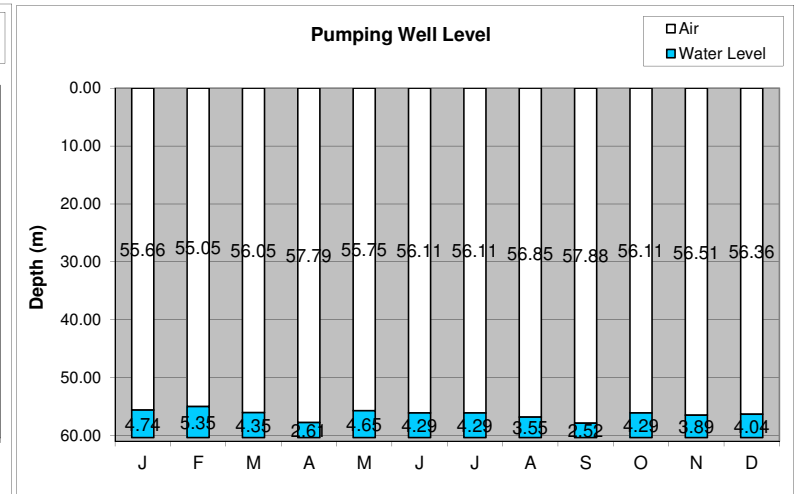
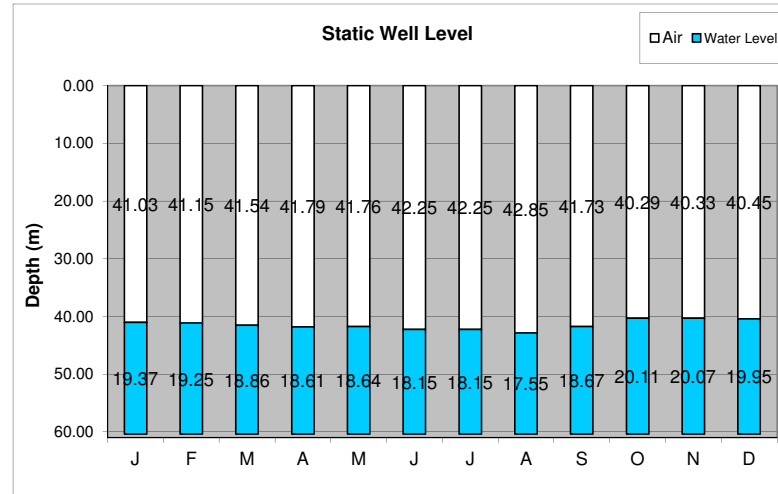


### Fairwinds Well # 1 Data 2011

Well Depth  
Data logger Depth 198.00 feet 60.4 meters



	Average Capacity (m³/min)	Discharge pressure (psi)	Static level (ft)	Static level (m)	Pumping Level (ft)	Pumping Level (m)	Drawdown (m)	Meter Reading (m³)	Monthly Production (m³)	Hour Meter	Total Hours	Water Over Pump			
												Level (m)	Level Low	Level Critical	
Jan-11	0.393	110	134.60	41.03	182.60	55.66	14.63	202,912.00	9,307.0	1,077.1	395.0	4.74	NO	NO	
Feb-11	0.383	110	135.00	41.15	180.60	55.05	13.90	212,219.00	5,627.0	1,472.1	244.9	5.35	NO	NO	
Mar-11	0.384	110	136.30	41.54	183.90	56.05	14.51	217,846.00	7,281.0	1,717.0	316.1	4.35	NO	NO	
Apr-11	0.386	120	137.10	41.79	189.60	57.79	16.00	225,127.00	8,039.0	2,033.1	347.4	2.61	NO	NO	
May-11	0.385	120	137.00	41.76	182.90	55.75	13.99	233,166.00	8,222.0	2,380.5	356.1	4.65	NO	NO	
Jun-11	0.376	110	138.60	42.25	184.10	56.11	13.87	241,388.00	9,065.0	2,736.6	401.6	4.29	NO	NO	
Jul-11	0.373	110	138.60	42.25	184.10	56.11	13.87	250,453.00	11,028.0	3,138.2	492.7	4.29	NO	NO	
Aug-11	0.362	110	140.60	42.85	186.50	56.85	13.99	261,481.00	11,353.0	3,630.9	523.2	3.55	NO	NO	
Sep-11	0.355	110	136.90	41.73	189.90	57.88	16.15	272,834.00	8,934.0	4,154.1	419.2	2.52	NO	NO	
Oct-11	0.251	110	132.20	40.29	184.10	56.11	15.82	281,768.00	3,399.0	4,573.3	225.3	4.29	NO	NO	
Nov-11	0.491	110	132.30	40.33	185.40	56.51	16.18	285,167.00	5,587.0	4,798.6	189.5	3.89	NO	NO	
Dec-11	0.349	110	132.70	40.45	184.90	56.36	15.91	290,754.00	5,239.0	4,988.1	250.2	4.04	NO	NO	
Jan-12								295,993.00	93,081.0	5,238.3					Data logger Depth 60.4
Minimum	0.25	110.00	132.20	40.29	180.60	55.05	13.87		3399.00		189.5				
Maximum	0.491381	120.00	140.60	42.85	189.90	57.88	16.18		93081.00		523.2				
Average	0.373996	111.67	135.99	41.45	184.88	56.35	14.90		14320.15		346.8				
TOTAL									186162.00		4161.20				



Month	Static Level		Pumping Level	
	Depth to Water (m)	Water Level (m)	Depth to Water (m)	Water Level (m)
J	41.03	19.37	55.66	4.74
F	41.15	19.25	55.05	5.35
M	41.54	18.86	56.05	4.35
A	41.79	18.61	57.79	2.61
M	41.76	18.64	55.75	4.65
J	42.25	18.15	56.11	4.29
J	42.25	18.15	56.11	4.29
A	42.85	17.55	56.85	3.55
S	41.73	18.67	57.88	2.52
O	40.29	20.11	56.11	4.29
N	40.33	20.07	56.51	3.89
D	40.45	19.95	56.36	4.04