

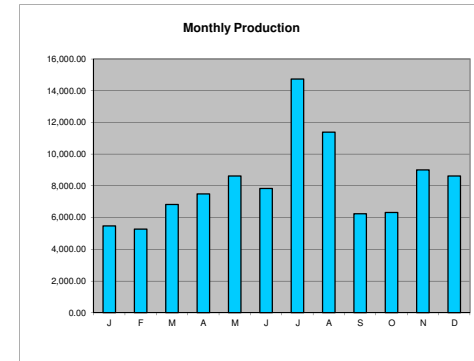
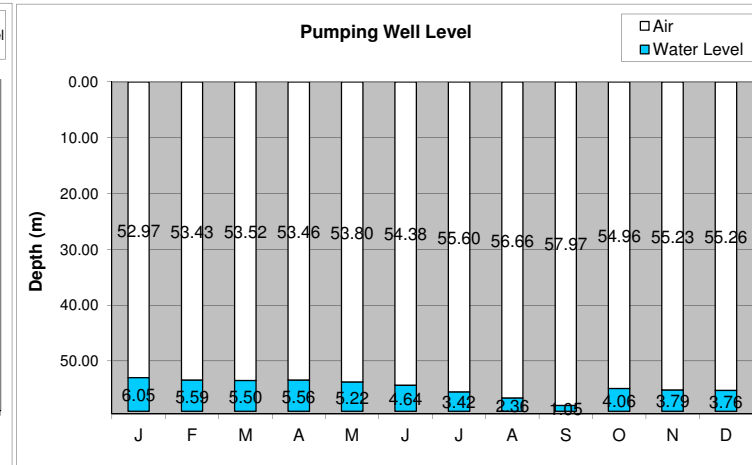
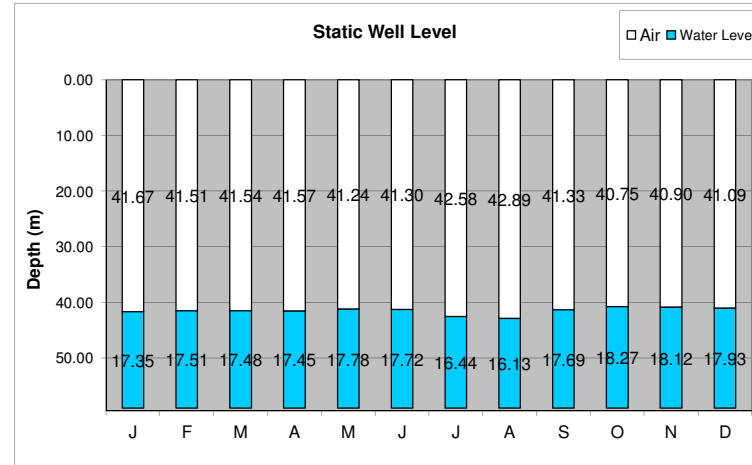


### Fairwinds Well # 1 Data 2010

Well Depth 198.0 feet 60.4 meters  
 Data logger Depth 193.6 feet 59.02 meters



	Average Capacity (m³/min)	Discharge pressure (psi)	Static level (ft)	Static level (m)	Pumping Level (ft)	Pumping Level (m)	Drawdown (m)	Meter Reading (m³)	Monthly Production (m³)	Hour Meter	Total Hours	Water Over Pump		
												Level (m)	Level Low	Level Critical
Jan-10	0.391	110	136.70	41.67	173.80	52.97	11.31	105,054.00	5,483.00	39,692.6	233.9	6.05	NO	NO
Feb-10	0.391	110	136.20	41.51	175.30	53.43	11.92	110,537.00	5,277.00	39,926.5	225.0	5.59	NO	NO
Mar-10	0.389	110	136.30	41.54	175.60	53.52	11.98	115,814.00	6,833.00	40,151.5	292.5	5.50	NO	NO
Apr-10	0.393	110	136.40	41.57	175.40	53.46	11.89	122,647.00	7,490.00	40,444.0	318.0	5.56	NO	NO
May-10	0.389	110	135.30	41.24	176.50	53.80	12.56	130,137.00	8,628.00	40,762.0	369.7	5.22	NO	NO
Jun-10	0.381	110	135.50	41.30	178.40	54.38	13.08	138,765.00	7,831.00	41,131.7	342.6	4.64	NO	NO
Jul-10	0.378	110	139.70	42.58	182.40	55.60	13.01	146,596.00	14,741.00	41,474.3	649.1	3.42	NO	NO
Aug-10	0.372	110	140.70	42.89	185.90	56.66	13.78	161,337.00	11,389.00	42,123.4	509.7	2.36	NO	NO
Sep-10	0.582	110	135.60	41.33	190.20	57.97	16.64	172,726.00	6,248.00	42,633.1	179.0	1.05	YES	NO
Oct-10	0.377	110	133.70	40.75	180.30	54.96	14.20	178,974.00	6,317.00	42,812.1	279.6	4.06	NO	NO
Nov-10	0.398	110	134.20	40.90	181.20	55.23	14.33	185,291.00	8,999.00	334.7	376.7	3.79	NO	NO
Dec-10	0.393	110	134.80	41.09	181.30	55.26	14.17	194,290.00	8,622.00	711.4	365.7	3.76	NO	NO
Jan-11								202912		1077.1			Data logger Depth	59.02
Minimum	0.37	110.00	133.70	40.75	173.80	52.97	11.31		5277.00		179.0			
Maximum	0.58175	110.00	140.70	42.89	190.20	57.97	16.64		14741.00		649.1			
Average	0.402809	110.00	136.26	41.53	179.69	54.77	13.24		8154.83		345.1			
TOTAL									97858.00		4141.50			



Month	Static Level		Pumping Level	
	Depth to Water (m)	Water Level (m)	Depth to Water (m)	Water Level (m)
J	41.67	17.35	52.97	6.05
F	41.51	17.51	53.43	5.59
M	41.54	17.48	53.52	5.50
A	41.57	17.45	53.46	5.56
M	41.24	17.78	53.80	5.22
J	41.30	17.72	54.38	4.64
J	42.58	16.44	55.60	3.42
A	42.89	16.13	56.66	2.36
S	41.33	17.69	57.97	1.05
O	40.75	18.27	54.96	4.06
N	40.90	18.12	55.23	3.79
D	41.09	17.93	55.26	3.76