



REGIONAL  
DISTRICT  
OF NANAIMO

# Graphic Standards



## HORIZONTAL VERSION

RDN\_logo-H

The purpose of this standards manual is to provide staff and graphic vendors with guidelines for use of the Regional District of Nanaimo logo, colours and fonts properly across a variety of media.



## VERTICAL VERSION


RDN\_logo-V

For layouts and applications where a the primary logo (horizontal format) does not fit well, use the vertical or stacked version of the logo.

Note - For legibility, do not reduce the logo smaller than 1" in height.



## COLOURS



## COLOURS

---



### **BLUE**

PANTONE® #301C  
CMYK - 100/34/0/40  
RGB - 0/82/147  
HTML - 005293

Printing on Uncoated  
PANTONE® #2945U  
CMYK - 100/34/0/20



### **GREEN**

PANTONE® #362C  
CMYK - 70/0/80/10  
RGB - 63/156/53  
HTML - 3F9C35

Printing on Uncoated  
PANTONE® #369U  
CMYK - 60/0/80/0



### **BLUE**

50% PANTONE® #301C  
CMYK - 50/15/0/20  
RGB - 112/144/183  
HTML - 7090B7

Printing on Uncoated  
50% PANTONE® #2945U  
CMYK - 50/5/0/10

## SECONDARY COLOURS

---



### **ACTION (ORANGE)**

PANTONE® #144C  
CMYK - 0/52/100/0  
RGB - 233/131/0  
HTML - E98300

Printing on Uncoated  
PANTONE® #130U  
CMYK - 0/25/100/0



### **ACTION (CRANBERRY)**

PANTONE® #206C  
CMYK - 0/100/48/0  
RGB - 203/0/68  
HTML - CB0044

Printing on Uncoated  
PANTONE® #1935U  
CMYK - 0/100/45/0



### **NEUTRAL (CLOUD)**

#Warm Grey 1C  
CMYK - 15/12/17/0  
RGB - 230/229/216  
HTML - E6E5D8

Printing on Uncoated  
#Warm Grey 1U  
CMYK - 15/12/17/0

## COLOUR VERSIONS

To ensure adequate brand recognition, the logo is only to be placed on a white, grey, corporate blue or corporate green background. Allowed shades and colour combinations are as follows:

### COLOUR: REGULAR



GREY BACKGROUND MAXIMUM 10% BLACK

### COLOUR: REVERSE APPLICATIONS



GREY BACKGROUND MINIMUM 70% BLACK



BLACK BACKGROUND



BLUE BACKGROUND MINIMUM 70%



BLUE BACKGROUND



GREEN BACKGROUND MINIMUM 80%




GREEN BACKGROUND

## MONOCHROME VERSIONS


BLACK INCLUDING SCREENS OF BLACK

---



## COLOURS

---



**100% BLACK (K)**



**80% BLACK (K)**



**50% BLACK (K)**

## NON SCREEN VERSION

For certain non screening applications (i.e. fax) an all black version of the logo is to be used.

COLOUR: ALL BLACK, NO SCREEN

---



# CORPORATE FONTS

## LICENSED OPTION - fonts for purchase

---

**PRIMARY\***, Use ALL CAPS condensed style for headlines and main navigation. Use regular style for secondary headlines, secondary navigation, info graphics, identifiers (cut-lines), or dense body copy.

**SECONDARY\***, Use for body copy text, secondary headlines, captions, or callouts.

### CALIBRI

---

ABCDEFGHIJKLMNO  
PQRSTUVWXYZ  
abcdefghijklmnopqrstu  
vwxyz 1234567890

Regular  
*Italic*  
**Bold**  
***Bold Italic***

### Times

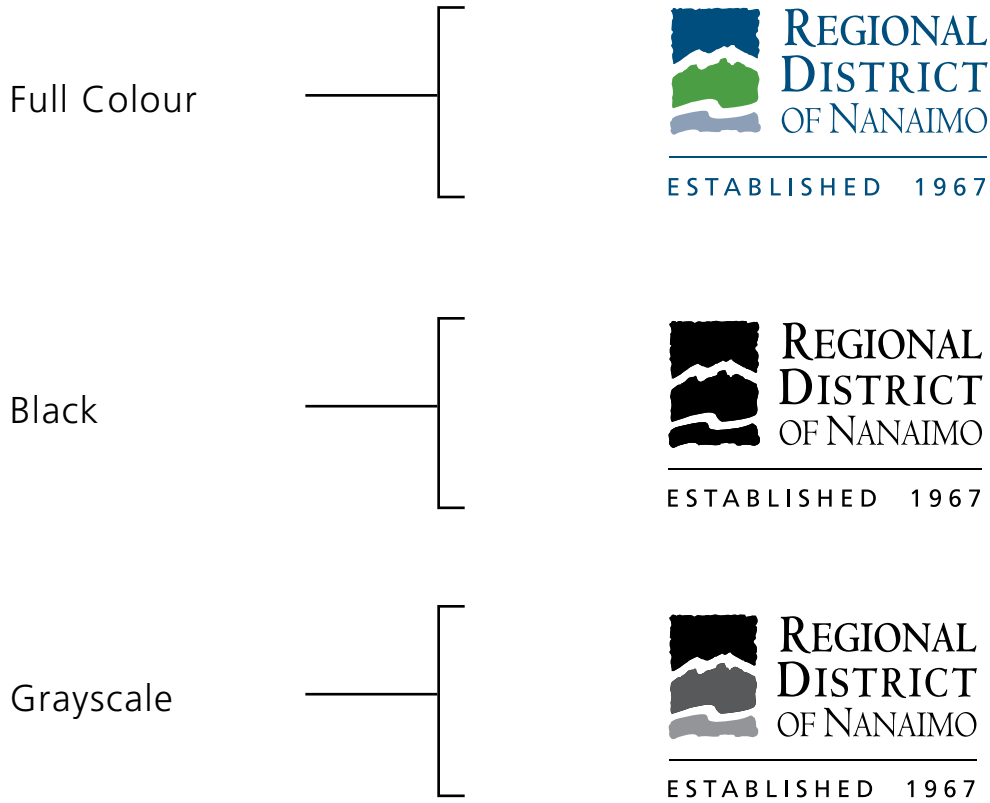
---

ABCDEFGHIJKLMNOSTU  
VWXYZ  
abcdefghijklmnopqrstu  
vwxyz 1234567890

Regular  
*Italic*  
**Bold**  
***Bold Italic***

# 50 YEAR MARK

To recognize this historic milestone, the following marks can be used. Similar brand application guidelines from this document must be adhered to.



## LAPEL PINS



For lapel pins we recommend soft enamel die-struck pins for high volume hand-outs, and die struck brass with optional gold plating for retirements and VIP recipients.














## GARMENTS

When screenprinting or embroidering, the full colour version can be used on white shirts but a white release needs to be added when decorating on dark garments. Preferred location is left chest. Alternately the left sleeve can be decorated where a safety vest may cover the logo. This placement applies to T-shirts, polos, hoodies and jackets. Refer to illustration below and detail to the right.



## FILE STRUCTURE

Logo	File Name	Detail	Application
<b>Logo - Horizontal</b>			
	RDN-4C-H.ai	Colour logo	Process printing on coated papers (Glossy)
	RDN-Blk-H.ai	All black logo	Fax, vinyl
	RDN-2C-H.ai	Colour logo	To be used when printing with spot colours (Pantone inks) on coated papers
	RDN-Greyscale-H.ai	Greyscale logo	To be used when printing with a laser printer on coated paper with black only (i.e. in house photocopying)
	RDN_RGB-H.jpg	Colour logo	Screen application like website or Office documents (Word, Power Point)
	RDN-REV-H.ai	Logo all white	When printing one colour on dark background (knock-out)







Logo	File Name	Detail	Application
<b>Logo - Horizontal - UNCOATED APPLICATIONS</b>			
	RDN-4C-UNCOATED-H.ai	Colour logo	Process printing on uncoated papers
	RDN-2C-UNCOATED-H.ai	Colour logo	To be used when printing with spot colours (Pantone inks) on uncoated papers
	RDN-Greyscale-UNCOATED-H.ai	Greyscale logo	To be used when printing with a laser printer on uncoated paper with black only (i.e. in house photocopying on Bond)




## 50 YEAR MARK

File structure will be the same as above and on the facing page except with -50 added after.  
i.e. RDN-4C-H.ai will be RDN-4C-H-50.ai



# FILE STRUCTURE

Logo	File Name	Detail	Application
<b>Logo - Vertical</b>			
	RDN-4C-V.ai	Colour logo	Process printing on coated papers (Glossy)
	RDN-Blk-V.ai	All black logo	Fax, vinyl
	RDN-2C-V.ai	Colour logo	To be used when printing with spot colours (Pantone inks) on coated papers
	RDN-Greyscale-V.ai	Greyscale logo	To be used when printing with a laser printer on coated paper with black only (i.e. in house photocopying)
	RDN_RGB-V.jpg	Colour logo	Screen application like website or Office documents (Word, Power Point)
	RDN-REV-V.ai	Logo all white	When printing one colour on dark background (knock-out)

Logo	File Name	Detail	Application
<b>Logo - Vertical - UNCOATED APPLICATIONS</b>			
	RDN-4C-UNCOATED-V.ai	Colour logo	Process printing on uncoated papers
	RDN-2C-UNCOATED-V.ai	Colour logo	To be used when printing with spot colours (Pantone inks) on uncoated papers
	RDN-Greyscale-UNCOATED-V.ai	Greyscale logo	To be used when printing with a laser printer on uncoated paper with black only (i.e. in house photocopying on Bond)

UPDATED: January 2017

PREPARED BY



[design@primalcommunications.com](mailto:design@primalcommunications.com)  
[www.primalcommunications.com](http://www.primalcommunications.com)